

Let Someone Love You V2

Written & Produced by Salvatore a Vigliotti

$\text{♩} = 167$
D#m C#

Vocals

Piano

Guitar

Bass

Violin

Wind

Synth

Drums



Made with using klangio!

G#

D#m

F#

C#

4	4	7	13	6	6	6	6	6	4	7	6
5	5	8	10	8	8	8	8	8	6	6	6
6	6	8							6	6	6
6	6	6							4	4	4
4	4	6							4	4	4



G# D#m F# C#

Musical staff with treble clef, key signature of three sharps (F#, C#, G#), and a single note G# on a whole rest.

when the

Musical staff with treble clef, key signature of three sharps, and a whole rest. Below it, a bass clef staff with a whole rest and a bass clef staff with a whole rest.

Musical staff with treble clef, key signature of three sharps, and a piano (p) dynamic marking. It contains a complex chordal texture with many notes. Below it are guitar fretboard diagrams for strings G, A, and B.

G	4	4	4	4	4	4	4	4	4	4	4	4	2	2	2	4
A	1	1	1	3	3	3	3	3	3	3	3	3	3	3	3	7
B	1	1	1	1	1	1	1	1	1	1	1	1	4	4	4	4
	4	4	4										2	2	2	2

Musical staff with bass clef, key signature of three sharps, and a piano (p) dynamic marking. It contains a melodic line. Below it are guitar fretboard diagrams for strings G, A, and B.

G	1	1	1	1	1	1	3	1	1	1	1	1	1	3	4	4	4	4
A																		
B																		

Musical staff with treble clef, key signature of three sharps, and a piano (p) dynamic marking. It contains a melodic line with a fermata.

Musical staff with treble clef, key signature of three sharps, and a whole rest.

Musical staff with treble clef, key signature of three sharps, and a whole rest.

Musical staff with bass clef, key signature of three sharps, and a piano (p) dynamic marking. It contains a melodic line.



16

D#m

A#m

sky feels

heavy

and your heart's on fire

The musical score consists of several staves:

- Vocal Line:** A single staff with a treble clef and a key signature of D major. It contains the lyrics: "sky feels heavy and your heart's on fire".
- Piano Accompaniment:** Two staves (treble and bass clef). The right hand plays chords and arpeggios, while the left hand plays a rhythmic pattern. Chords are indicated as D#m and A#m. Fingerings are provided for the piano part.
- Guitar Part:** A single staff with a treble clef and a key signature of D major. It includes a capo on the 4th fret and a barre on the 4th fret. The guitar part consists of a rhythmic pattern.



23

D#m

A#m

B

scars Let the darkness show Let someone love you Let the feelings

2	2	2	1	1	1	1	1	7
2	2	2	2	2	2	2	2	7
3	3	3	3	3	3	3	3	8
4	4	4	3	3	3	3	3	
6	6	6	1	1	1	1	1	
6	6	6	1	1	1	1	1	

1	3	4
---	---	---



Made with using klangio!

C#

D#m

flow Don't be

afraid to wear your flaws like a heart Open

The musical score consists of several parts:

- Vocal Line:** A single melodic line in treble clef with lyrics: "flow Don't be afraid to wear your flaws like a heart Open".
- Piano Accompaniment:** Two staves (treble and bass clef) providing harmonic support with chords and moving lines.
- Guitar Chords:** A vertical stack of chords in the middle section, including G, A, and B, with fingerings like 6, 4, 6, 6, 4.
- Guitar Tablature:** A bottom staff showing fret numbers for the guitar strings. A sequence of numbers (2, 4, 3, 1) is repeated across the strings.
- Drum Part:** A single staff at the bottom with rhythmic notation, including a triplet of eighth notes.

29

B

C#

the times of chaos, in the times of doubt Trust in their hands, let the love pour out

The musical score consists of several staves:

- Vocal Line:** Features the lyrics "the times of chaos, in the times of doubt Trust in their hands, let the love pour out". It includes a treble clef, a key signature of two sharps (F# and C#), and a common time signature. The melody is simple and follows the lyrics.
- Piano Accompaniment:** Includes a treble and bass clef. The right hand plays chords and moving lines, while the left hand provides a bass line. It includes a section with a treble clef and a section with a bass clef.
- Guitar Accompaniment:** Includes a treble clef and a key signature of two sharps. It features a complex rhythm with triplets and sixteenth notes. Below the staff is a tablature section with numbers 1-4 and a bar line.
- Drum Line:** Includes a bass clef and a key signature of two sharps. It features a steady bass drum and snare pattern.

31 B D#m A#m ♩ = 150 B

Let someone love you It's okay to be real Let them see your

The score is for a song in the key of B major (indicated by five sharps: F#, C#, G#, D#, A#). The tempo is marked as ♩ = 150. The guitar part uses a capo on the 8th fret. The lyrics are: "Let someone love you It's okay to be real Let them see your". The piano accompaniment features chords and melodic lines in both hands. The guitar part includes a bass line with a triplet of eighth notes and specific fretting patterns: 6-4-1-1, 1-1-1-1-1-1-1-1, and 3-3-3-3-3.



34

worst Let them feel what you feel

Musical score for guitar and piano. The score includes a vocal line with lyrics, piano accompaniment, and guitar accompaniment. The key signature is F# (one sharp). The guitar part features a complex rhythmic pattern with fret numbers (4, 2) and a final chord diagram for a 9/11/11 chord.



37

C#

D#m

A#m

You can't always be

best You're

human, it's

The musical score consists of several staves. At the top, there are three chord symbols: C#, D#m, and A#m. The vocal line features the lyrics: "You can't always be best You're human, it's". The piano accompaniment includes a right-hand part with chords and a left-hand part with a bass line and a guitar-style line with fret numbers (4 4 4 4 4 4 4 and 1-1-1-1-1-1-1-1-1-1-1-1-1-1-1-1). The guitar line at the bottom includes a capo sign and various rhythmic patterns.



40

true Let someone love you

8

3

8

3

B 3



D#m A#m

help when you're feeling low

The musical score is arranged in a system with five staves. The top staff is the vocal line, featuring the lyrics "help when you're feeling low". The second and third staves are for the piano accompaniment, showing chords and melodic lines with triplets. The fourth staff is for the guitar, including fretboard diagrams and fingering numbers (1, 3, 3, 1). The fifth staff is a bass line for the guitar. Chord changes from D#m to A#m are indicated at the beginning of the piece.

49

B

F#

Musical staff with treble clef, key signature of three sharps (F#, C#, G#), and a melodic line.

Embrace the warmth of their gentle

Vocal line with lyrics and piano accompaniment in the right hand.

Piano accompaniment in the left hand with a complex rhythmic pattern. Includes a tablature-like notation below the staff with fingerings: (1) 1 1 1 1 1 1, 2 2 2 2 2 2 2 2, 4 4 4 4 4 4 4 4, (3) 3 3 3 3 3 3, 4 4 4 4 4 4 4 4, (1) 1 1 1 1 1 1, 2 2 2 2 2 2 2 2.


Bass line with a rhythmic pattern and fingerings: 3 3 3 3 3 3 3, 4 4 4 4 4, 2 2 2, 2 2 2 2 2 2 2 2.

Musical staff with treble clef, key signature of three sharps, and a complex chordal texture.

Musical staff with treble clef, key signature of three sharps, and a complex chordal texture.

Musical staff with treble clef, key signature of three sharps, and a complex chordal texture.

Musical staff with bass clef, key signature of three sharps, and a rhythmic pattern.



55

A#m

B

the hopes that

you've kept Let

them meet the

The musical score consists of several parts:

- Vocal Line:** A single staff with lyrics: "the hopes that you've kept Let them meet the".
- Piano Accompaniment:** Two staves (treble and bass clef) showing chords and fingerings. The right hand uses chords like A#m and B with fingerings such as 2 4 3 1. The left hand uses chords like A#m and B with fingerings like 1 1 1 1.
- Guitar Part:** A staff with fretboard diagrams and tablature. The diagrams show the fret positions for the chords, and the tablature provides specific fingerings for each note.



58

C#

love, the tears that you've wept

The score consists of several systems. The first system shows the vocal line with lyrics: "love, the tears that you've wept". Below it is a guitar accompaniment with a treble clef and a key signature of three sharps (F#, C#, G#). The second system continues the accompaniment with a bass clef and includes a fretboard diagram for the left hand. The third system shows a guitar solo section with a treble clef and a fretboard diagram. The fourth system shows a guitar solo section with a bass clef and a fretboard diagram. The fifth system shows a guitar solo section with a treble clef and a fretboard diagram. The sixth system shows a guitar solo section with a bass clef and a fretboard diagram. The seventh system shows a guitar solo section with a treble clef and a fretboard diagram. The eighth system shows a guitar solo section with a bass clef and a fretboard diagram. The ninth system shows a guitar solo section with a treble clef and a fretboard diagram. The tenth system shows a guitar solo section with a bass clef and a fretboard diagram.

61

D#m

A#m

Open up your soul, let the sun shine in Let them

8

G	6	6	6	6	6	6	6	6	3	3	3			
A	6	6	6	6	6	6	6	6	4	4	4			
B	6	6	6	6	6	6	6	6	3	3	3			
B	4	4	4	4	4	4	4	4	1	1	1	1	1-1	1

8

G														
A	4	4	4	4	4	4	4	4	1	1	1	1	1-1	1
B														



B

do the little things where the love begins Don't shut the door when they're

The first system of music features a vocal line in treble clef with a key signature of three sharps (F#, C#, G#) and a 4/4 time signature. The lyrics are: "do the little things where the love begins Don't shut the door when they're". Below the vocal line is a piano accompaniment consisting of two staves (treble and bass clef). The piano part includes chords and melodic lines in both hands.

The second system of music shows a piano accompaniment with two staves. The upper staff contains a melodic line with eighth notes and a final chord. The lower staff contains a guitar tablature with fret numbers: 3 1, 3 1, 3 1, 3 1, 4 4, 2.

The third system of music continues the piano accompaniment. The upper staff has a melodic line with eighth notes. The lower staff has a guitar tablature with fret numbers: 3 3, 3 3, 3 3, 3 3, 2 2, 4.

The fourth system of music consists of three empty treble clef staves. Below them is a guitar tablature with fret numbers: 2 2, 4.

The fifth system of music shows a guitar tablature with fret numbers: 2 2, 2 2, 2 2, 2 2, 2 2, 2 2, 2 2, 2 2.

67 C#

reaching out Hold on to faith, let them take away the

2 2 2 2 2 2 4 4
 4 4 4 4 4 4 6 6
 4 4 4 4 4 4 6 6
 4 4 4 4 4 4 6 6
 2 2 2 2 2 2 4 4
 4 4 4 4 4 4 6 6
 4 4 4 4 4 4 6 6
 4 4 4 4 4 4 6 6

8
 4 4 4 4 4
 4 4 4 4 4 4 4 4 4 4 4 4



70

D#m

doubt

Let someone

love you

The musical score consists of several parts:

- Vocal Line:** A single staff with a treble clef and a key signature of three sharps (F#, C#, G#). It contains the lyrics "doubt", "Let someone", and "love you".
- Piano Accompaniment:** Two staves (treble and bass clefs) with a key signature of three sharps. It includes chords and melodic lines. The bass line has a starting octave of 8.
- Guitar Chords and Fingering:** A system with a treble clef and a key signature of three sharps. It shows chords for the Treble (T), Bass (B), and Middle (A) positions. Fingering numbers are provided: (6), (6), (6), (4) for the first measure; 4, 4, 4, 4 for the second; 3, 5, 3 for the third; and 1 for the fourth.
- Guitar Barre and Chord Diagram:** A staff with a treble clef and a key signature of three sharps showing a barre across all strings. Below it is a chord diagram with a vertical line and six tick marks, representing a barre.
- Guitar Rhythm:** A staff with a bass clef and a key signature of three sharps showing rhythmic notation, including a half note and quarter notes.

73

A#m

B

It's okay to be

real

Let them see your

Vocal line with lyrics: "It's okay to be real Let them see your". The melody is in treble clef with a key signature of three sharps (F#, C#, G#). It starts with a grace note (7) on the first measure.

Piano accompaniment for the first system. The right hand features a complex texture with many beamed notes and triplets (3). The left hand has a steady eighth-note accompaniment.

Piano accompaniment for the second system. It includes a grand staff with treble and bass clefs, and a guitar-style fretboard diagram below. The fretboard shows fingerings: 1, 2, 3, 3, 6 in the first measure; 1, 2, 3, 3, 6 in the second measure; and 1, 6 in the third measure.

Piano accompaniment for the third system. It includes a grand staff with treble and bass clefs, and a guitar-style fretboard diagram below. The fretboard shows fingerings: 1, 1, 1, 1 in the first measure; 3, 3, 3, 3, 3, 3, 3, 3 in the second measure; and 3, 3, 3, 3, 3, 3, 3, 3 in the third measure.

Piano accompaniment for the fourth system. It includes a grand staff with treble and bass clefs. The right hand has a triplet of notes at the end of the system.

Three empty musical staves in treble clef with a key signature of three sharps.

Bass line with guitar-style notation (x for muted notes). It consists of eighth notes and quarter notes.



79

D#m

Vocal line for the first measure of the phrase "You can't always be best You're human,". The melody starts with a half note G4, followed by quarter notes A4, B4, and C5, ending with a dotted half note G4.

You can't always be best You're human,

Piano accompaniment for the first measure of the phrase "You can't always be best You're human,". The right hand features a rhythmic pattern of eighth notes, while the left hand plays a steady bass line.

Piano accompaniment for the second measure of the phrase "You can't always be best You're human,". The right hand continues with eighth notes, and the left hand includes triplets. A guitar chord diagram is provided below the staff.

6	6	6	6	6	6	6	6	3	3	2	2
6	6	6	6	6	6	6	6	4	4	4	4
6	6	6	6	6	6	6	6	3	3	3	3
4	4	4	4	4	4	4	4	6	6	1	1
								6	6	1	1

Piano accompaniment for the third measure of the phrase "You can't always be best You're human,". The right hand continues with eighth notes, and the left hand includes triplets. A guitar chord diagram is provided below the staff.

								1	1	1	1
								1	1	1	1

Piano accompaniment for the fourth measure of the phrase "You can't always be best You're human,". The right hand continues with eighth notes, and the left hand includes triplets. A guitar chord diagram is provided below the staff.

								1	1	1	1
								1	1	1	1

Piano accompaniment for the fifth measure of the phrase "You can't always be best You're human,". The right hand continues with eighth notes, and the left hand includes triplets. A guitar chord diagram is provided below the staff.

								1	1	1	1
								1	1	1	1




85

C#

D#

Let them break through



A#m

The musical score is arranged in several systems. The top system features a vocal line in treble clef with a key signature of three sharps (F#, C#, G#) and a time signature of 4/4. The piano accompaniment is shown in grand staff notation (treble and bass clefs). The guitar part is written in treble clef with a capo on the 4th fret, indicated by a '4' in a circle. The guitar notation includes a barre across the 11th fret and various chord voicings with fingerings. The piano accompaniment includes complex chord structures and melodic lines with triplets and slurs. The bottom system shows a guitar line with a capo on the 4th fret, indicated by a '4' in a circle, and a series of chords with 'x' marks indicating muted strings.



91

B

2 4 6 7 9 11 13 14 13

14 14 13 7 11 11 7 9

16 14 12 12 11 8 9 4 4 4

9 9 7 9 7 2 2 2

1 1 1 1 1 1 1 1 1 2 2 2 2 2 2 2 2 2 2 2



♩ = 103
D#m

94

Chord progression: F# C# D# D#m

Chord diagrams for guitar:

- F#: 4 4 4 4 4 4
- C#: 4 4 4 4 4 4
- D#: 4 4 4 4 4 4
- D#m: 1 1 1 1 1 1 1 1 1 1 1 1 1 1 1 1



97 A# B C# D#m

The musical score consists of several systems:

- Staff 1 (Melody):** Treble clef, A major key signature. Measures 97-100. Includes triplets and eighth-note runs.
- Staff 2 (Piano):** Treble and Bass clefs. Includes chords and accompaniment.
- Staff 3 (Guitar):** Treble clef. Includes eighth-note runs and triplets.
- Staff 4 (Guitar):** Bass clef. Includes eighth-note runs and triplets.
- Staff 5 (Guitar):** Treble clef. Includes eighth-note runs and triplets.
- Staff 6 (Guitar):** Bass clef. Includes eighth-note runs and triplets.
- Staff 7 (Guitar):** Treble clef. Includes eighth-note runs and triplets.
- Staff 8 (Guitar):** Bass clef. Includes eighth-note runs and triplets.
- Staff 9 (Guitar):** Treble clef. Includes eighth-note runs and triplets.
- Staff 10 (Guitar):** Bass clef. Includes eighth-note runs and triplets.
- Staff 11 (Guitar):** Treble clef. Includes eighth-note runs and triplets.
- Staff 12 (Guitar):** Bass clef. Includes eighth-note runs and triplets.

Chord diagrams for Staff 3:

A	3	4-4-4-4-4-4-4-4-4-4-6-6-6-6-6-6	4-4-4-4	4-4-4-4-4-4
B	3	4-4-4-4-4-4-4-4-4-4-6-6-6-6-6-6	3-3-3-3	3-3-3-3-3-3
(6)	(6)	2-2-2-2-2-2-2-2-2-2-4-4-4-4-4-4		

Chord diagrams for Staff 4:

A	3	8	1	1
---	---	---	---	---



F#

B

We all wear

armor, we all feel the

strain But there's beauty in

The musical score consists of several parts:

- Vocal Line:** A single staff with lyrics: "We all wear armor, we all feel the strain But there's beauty in".
- Grand Piano (G/P/B):** Treble and bass staves. The treble staff has a melodic line with triplets and sixteenth-note runs. The bass staff has a bass line with triplets and sixteenth-note runs. Fingerings are indicated with numbers 1-4.
- Drum Line:** A single staff with a bass drum line, showing a simple rhythmic pattern.

103

F# C# D#m

breaking, there's hope in the pain God loves you deeply in his master



Made with using klangio!

A#m

B

C#

plan Embrace the

journey, it's where it all

began Hold on to the

The musical score consists of several staves:

- Vocal Line:** A single staff with lyrics: "plan Embrace the journey, it's where it all began Hold on to the".
- Piano Accompaniment:** Two staves (treble and bass clef) with a steady accompaniment. The right hand features a complex rhythmic pattern with triplets and sixteenth notes.
- Guitar Accompaniment:** A staff with a treble clef and a guitar-specific notation system. It includes a tablature section with numbers 1, 4, 6, 7, 8, and 9. The rhythm is consistent with the piano accompaniment.
- Drum Line:** A single staff with a simple bass drum pattern.

109

D#m

A#m

B

C#

moment, let the laughter ring Let love be the story, let your spirit

A single staff of music in treble clef with a key signature of four sharps (F#, C#, G#, D#). The melody consists of eighth and quarter notes, with a triplet of eighth notes in the second measure.

Right hand of a piano accompaniment in treble clef. It features chords and melodic lines corresponding to the vocal melody, with some grace notes and slurs.

Left hand of a piano accompaniment in bass clef. It includes chord symbols (D#m, A#m, B, C#) and fingering numbers (1, 3, 4, 2, 2) for the notes.

A single staff of music in bass clef. It contains a bass line with a triplet of eighth notes in the second measure and fingering numbers (6, 6, 3, 3, 3, 3, 3, 2, 2, 2, 2).

Right hand of a piano accompaniment in treble clef. It features chords and melodic lines, with some slurs and dynamic markings.

Left hand of a piano accompaniment in bass clef. It includes chords and melodic lines, with some slurs and dynamic markings.

Left hand of a piano accompaniment in bass clef. It includes chords and melodic lines, with some slurs and dynamic markings.



D#m

sing You're more than

enough, let them take a

The musical score consists of several staves:

- Vocal Line:** A single treble clef staff with lyrics: "sing You're more than enough, let them take a".
- Piano Accompaniment:** Treble and bass clef staves. The right hand features chords and melodic lines, while the left hand provides a bass line with some triplets. Chords are indicated by numbers 1-6.
- Guitar:** A staff with guitar-specific notation including a barre (8), triplets (3), and a sequence of numbers (1-1-1-1-1) likely representing fretting or picking patterns.
- Chords:** The key signature is D major (F# C# G# D). The chord D#m is indicated at the top.



114

A#m

B

chance Let someone

love you in this

The musical score is divided into several systems. The first system shows the vocal line and piano accompaniment. The piano part includes a right-hand part with chords and a left-hand part with a bass line. The second system shows a guitar part with a capo on the 5th fret, indicated by a '5' in a box. The guitar part includes a right-hand part with chords and a left-hand part with a bass line. The third system shows a vocal line and piano accompaniment. The piano part includes a right-hand part with chords and a left-hand part with a bass line. The fourth system shows a vocal line and piano accompaniment. The piano part includes a right-hand part with chords and a left-hand part with a bass line. The fifth system shows a vocal line and piano accompaniment. The piano part includes a right-hand part with chords and a left-hand part with a bass line. The sixth system shows a vocal line and piano accompaniment. The piano part includes a right-hand part with chords and a left-hand part with a bass line. The seventh system shows a vocal line and piano accompaniment. The piano part includes a right-hand part with chords and a left-hand part with a bass line. The eighth system shows a vocal line and piano accompaniment. The piano part includes a right-hand part with chords and a left-hand part with a bass line. The ninth system shows a vocal line and piano accompaniment. The piano part includes a right-hand part with chords and a left-hand part with a bass line. The tenth system shows a vocal line and piano accompaniment. The piano part includes a right-hand part with chords and a left-hand part with a bass line.



Chord symbols: C# F#

Lyrics: beautiful dance

D#m

C#

C#

D#m

120

Let someone



F#

C#

D#m

worst Let them feel what you

feel You can't always be

The musical score consists of several parts:

- Vocal Line:** A single staff with lyrics: "worst Let them feel what you feel You can't always be".
- Piano Accompaniment:**
 - Right Hand:** Features chords and melodic lines. Includes a triplet of eighth notes and a triplet of sixteenth notes. Fingering numbers (1-4) are provided for many notes.
 - Left Hand:** Features a steady eighth-note bass line and chords. Fingering numbers (1-4) are provided for many notes.
- Guitar:**
 - Staff 1:** Shows fret numbers (0-4) and a capo symbol (H) on the first fret.
 - Staff 2:** Shows fret numbers (0-4) and a capo symbol (H) on the first fret.



126

A#m

B

best You're human, it's

true Let someone

The musical score is arranged in a system with five staves. From top to bottom: a vocal line, a guitar line with a capo on the 5th fret, a piano accompaniment (treble and bass clefs), and a guitar line with a capo on the 5th fret. The key signature is A major (three sharps). The guitar part includes a complex chord progression with a capo on the 5th fret, indicated by 'x' marks on the strings. The piano part has a steady bass line and a treble line with chords and arpeggios. The vocal line has lyrics: "best You're human, it's true Let someone".



Made with using klangio!


C#

C#

D#m

love you Let them break

through So when the



B

F#

C#

D#m

that love is the way to go Open

2 2 2 6 6 6 6 6
4 4 4 7 7 7 7 7
4 4 4 6 6 6 6 6
4 4 4 8 8 8 8 8
2 2 4 2

4 4 4

138

B

C#

D#m

♩ = 150

F#

C#

fly

8

4 3 4 2 4 4 6 4 4 4 6 2

4 3 3 3 3 3 3

1 1 1 1 1 1 1 1 1 4 4 4 4 4 4 4

3



Made with using klangio!

G#

D#m

F#

The musical score consists of several staves. At the top, there are three chord symbols: G#, D#m, and F#. The first staff is a single melodic line in treble clef. The second and third staves are a grand staff (treble and bass clefs) with complex chordal textures. The fourth staff is a grand staff with a dense chordal texture. Below this is a guitar-specific section with a treble clef staff and a tablature staff. The tablature includes fret numbers (e.g., 16-16-16-14, 14-13-13, 14, 1, 3 3 3, 3 3 3 3 3 3 3 2, 3 3 3 3 3 3 3 3, 6 6 1 1 1, 1 1 1 1 1 1 1 4, 11 4 4) and a bass clef staff with a '8' marking. The fifth staff is a bass clef staff with a melodic line. The sixth staff is a treble clef staff with a melodic line. The seventh staff is a treble clef staff with a melodic line. The eighth staff is a bass clef staff with a melodic line. The ninth staff is a bass clef staff with a melodic line. The tenth staff is a bass clef staff with a melodic line. The eleventh staff is a bass clef staff with a melodic line. The twelfth staff is a bass clef staff with a melodic line. The thirteenth staff is a bass clef staff with a melodic line. The fourteenth staff is a bass clef staff with a melodic line. The fifteenth staff is a bass clef staff with a melodic line. The sixteenth staff is a bass clef staff with a melodic line. The seventeenth staff is a bass clef staff with a melodic line. The eighteenth staff is a bass clef staff with a melodic line. The nineteenth staff is a bass clef staff with a melodic line. The twentieth staff is a bass clef staff with a melodic line. The twenty-first staff is a bass clef staff with a melodic line. The twenty-second staff is a bass clef staff with a melodic line. The twenty-third staff is a bass clef staff with a melodic line. The twenty-fourth staff is a bass clef staff with a melodic line. The twenty-fifth staff is a bass clef staff with a melodic line. The twenty-sixth staff is a bass clef staff with a melodic line. The twenty-seventh staff is a bass clef staff with a melodic line. The twenty-eighth staff is a bass clef staff with a melodic line. The twenty-ninth staff is a bass clef staff with a melodic line. The thirtieth staff is a bass clef staff with a melodic line. The thirty-first staff is a bass clef staff with a melodic line. The thirty-second staff is a bass clef staff with a melodic line. The thirty-third staff is a bass clef staff with a melodic line. The thirty-fourth staff is a bass clef staff with a melodic line. The thirty-fifth staff is a bass clef staff with a melodic line. The thirty-sixth staff is a bass clef staff with a melodic line. The thirty-seventh staff is a bass clef staff with a melodic line. The thirty-eighth staff is a bass clef staff with a melodic line. The thirty-ninth staff is a bass clef staff with a melodic line. The fortieth staff is a bass clef staff with a melodic line. The forty-first staff is a bass clef staff with a melodic line. The forty-second staff is a bass clef staff with a melodic line. The forty-third staff is a bass clef staff with a melodic line. The forty-fourth staff is a bass clef staff with a melodic line. The forty-fifth staff is a bass clef staff with a melodic line. The forty-sixth staff is a bass clef staff with a melodic line. The forty-seventh staff is a bass clef staff with a melodic line. The forty-eighth staff is a bass clef staff with a melodic line. The forty-ninth staff is a bass clef staff with a melodic line. The fiftieth staff is a bass clef staff with a melodic line. The fifty-first staff is a bass clef staff with a melodic line. The fifty-second staff is a bass clef staff with a melodic line. The fifty-third staff is a bass clef staff with a melodic line. The fifty-fourth staff is a bass clef staff with a melodic line. The fifty-fifth staff is a bass clef staff with a melodic line. The fifty-sixth staff is a bass clef staff with a melodic line. The fifty-seventh staff is a bass clef staff with a melodic line. The fifty-eighth staff is a bass clef staff with a melodic line. The fifty-ninth staff is a bass clef staff with a melodic line. The sixtieth staff is a bass clef staff with a melodic line. The sixty-first staff is a bass clef staff with a melodic line. The sixty-second staff is a bass clef staff with a melodic line. The sixty-third staff is a bass clef staff with a melodic line. The sixty-fourth staff is a bass clef staff with a melodic line. The sixty-fifth staff is a bass clef staff with a melodic line. The sixty-sixth staff is a bass clef staff with a melodic line. The sixty-seventh staff is a bass clef staff with a melodic line. The sixty-eighth staff is a bass clef staff with a melodic line. The sixty-ninth staff is a bass clef staff with a melodic line. The seventieth staff is a bass clef staff with a melodic line. The seventy-first staff is a bass clef staff with a melodic line. The seventy-second staff is a bass clef staff with a melodic line. The seventy-third staff is a bass clef staff with a melodic line. The seventy-fourth staff is a bass clef staff with a melodic line. The seventy-fifth staff is a bass clef staff with a melodic line. The seventy-sixth staff is a bass clef staff with a melodic line. The seventy-seventh staff is a bass clef staff with a melodic line. The seventy-eighth staff is a bass clef staff with a melodic line. The seventy-ninth staff is a bass clef staff with a melodic line. The eightieth staff is a bass clef staff with a melodic line. The eighty-first staff is a bass clef staff with a melodic line. The eighty-second staff is a bass clef staff with a melodic line. The eighty-third staff is a bass clef staff with a melodic line. The eighty-fourth staff is a bass clef staff with a melodic line. The eighty-fifth staff is a bass clef staff with a melodic line. The eighty-sixth staff is a bass clef staff with a melodic line. The eighty-seventh staff is a bass clef staff with a melodic line. The eighty-eighth staff is a bass clef staff with a melodic line. The eighty-ninth staff is a bass clef staff with a melodic line. The ninetieth staff is a bass clef staff with a melodic line. The ninety-first staff is a bass clef staff with a melodic line. The ninety-second staff is a bass clef staff with a melodic line. The ninety-third staff is a bass clef staff with a melodic line. The ninety-fourth staff is a bass clef staff with a melodic line. The ninety-fifth staff is a bass clef staff with a melodic line. The ninety-sixth staff is a bass clef staff with a melodic line. The ninety-seventh staff is a bass clef staff with a melodic line. The ninety-eighth staff is a bass clef staff with a melodic line. The ninety-ninth staff is a bass clef staff with a melodic line. The hundredth staff is a bass clef staff with a melodic line.



144

C#

D#m

The musical score consists of several staves. The top staff is a single treble clef line with a key signature of three sharps (F#, C#, G#) and a common time signature. It contains a melodic line with a long note in the first measure, a half note in the second, and a quarter note in the third. Above the staff, the chords C# and D#m are indicated. The second and third staves are a grand staff (treble and bass clefs) with a key signature of three sharps. The second staff contains a melodic line with triplets and a long note. The third staff contains a bass line with a steady eighth-note pattern. The fourth staff is a guitar tablature system with six lines (E, A, D, G, B, E) and a key signature of three sharps. It includes a triplet of eighth notes in the first measure and various fret numbers (2, 3, 4) throughout. The fifth staff is a single treble clef line with a key signature of three sharps, containing a melodic line with a long note and a quarter note. The sixth staff is a single treble clef line with a key signature of three sharps, containing a melodic line with a long note and a quarter note. The seventh staff is a single treble clef line with a key signature of three sharps, containing a melodic line with a long note and a quarter note. The eighth staff is a guitar tablature system with six lines (E, A, D, G, B, E) and a key signature of three sharps, containing a melodic line with a long note and a quarter note.



Made with using klangio!

The image shows a musical score for guitar and piano. It consists of several systems of staves. The top system has a single treble clef staff with a key signature of four sharps (F#, C#, G#, D#) and a common time signature. The second system has a grand staff (treble and bass clefs) with the same key signature and time signature. The third system has a grand staff with a treble clef staff containing chords and a bass clef staff with a bass line. Below the bass line is a guitar tablature with fret numbers: 4 3, 2 3, 4 3, 2 1, 4 3, 1 3, 4 3, 4 3, 4 3, 5 1, 4 3, 5 1, 5 1. The fourth system has a grand staff with a treble clef staff containing chords and a bass clef staff with a bass line. Below the bass line is a guitar tablature with fret numbers: 1 1, 1 1, 1 1, 1 1, 1 1, 1 1, 1 1, 1 1, 1 1, 4. The fifth system has a grand staff with a treble clef staff containing chords and a bass clef staff with a bass line. The sixth system has a grand staff with a treble clef staff containing a melodic line with a triplet of eighth notes and a bass clef staff with a bass line. The seventh system has a grand staff with a treble clef staff containing a melodic line and a bass clef staff with a bass line.